

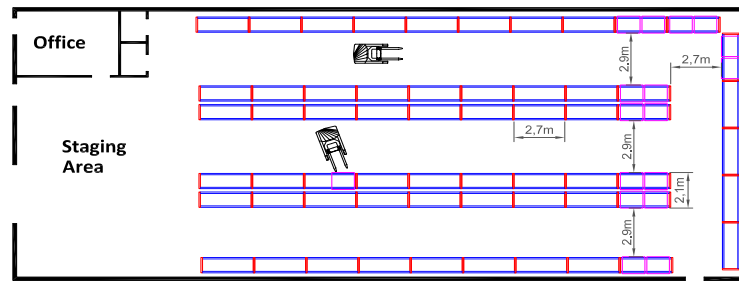


Adjustable Steering Column    4 Post Overhead Guard    19.5kW AC Motor    Ease of Access

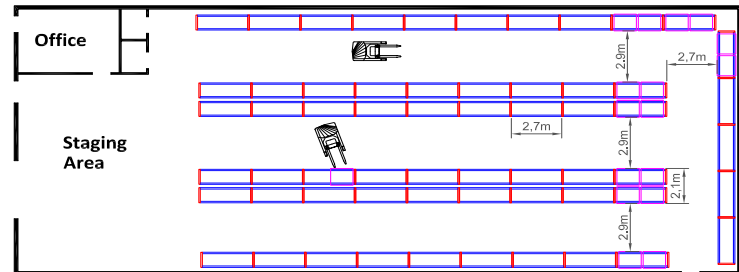
SALES | SUPPORT | RENTAL

# AISLE-MASTER

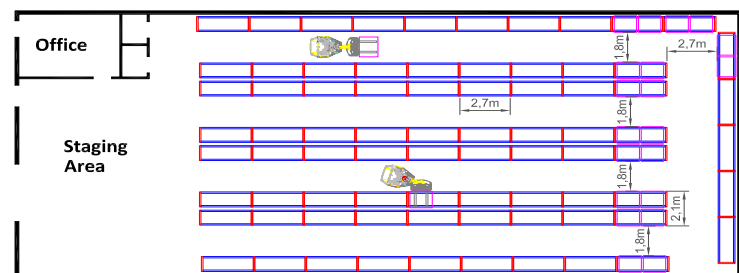
## COUNTER BALANCE



## REACH TRUCK



**AISLE-MASTER**  
**70% MORE** than Counter Balance  
**30% MORE** than Reach Truck



Stack to the Right



Straight a head



Stack to the Left



distributor

Aisle-Master Ltd.  
 Gallinagh, Co. Monaghan  
 Ireland

Tel: +353 47 80400 | Fax: +353 47 80402  
 UK: 07870 976 758 | USA: 1877 266 2456  
 Australia: 1300 369 899  
 E-Mail: info@aisle-master.com  
 Website: www.aisle-master.com

Increasing Storage-Reducing Costs



**5 YEARS/ 5,000 HOURS  
 PARTS WARRANTY**



**REDUCE AISLE WIDTHS**  
**INCREASE STORAGE SPACE**  
**CUT WAREHOUSING COSTS**  
**IMPROVE PRODUCTIVITY**

LPG | AC ELECTRIC

[www.Aisle-Master.com](http://www.Aisle-Master.com)

LPG | AC ELECTRIC

[www.Aisle-Master.com](http://www.Aisle-Master.com)



# AISLE-MASTER... THE VERSATILE ARTICULATED TRUCK THAT DOES IT ALL



Battery Removal

Pedal- Footguard

Drinks Holder

Cab



12 m



Cold Storage Unit

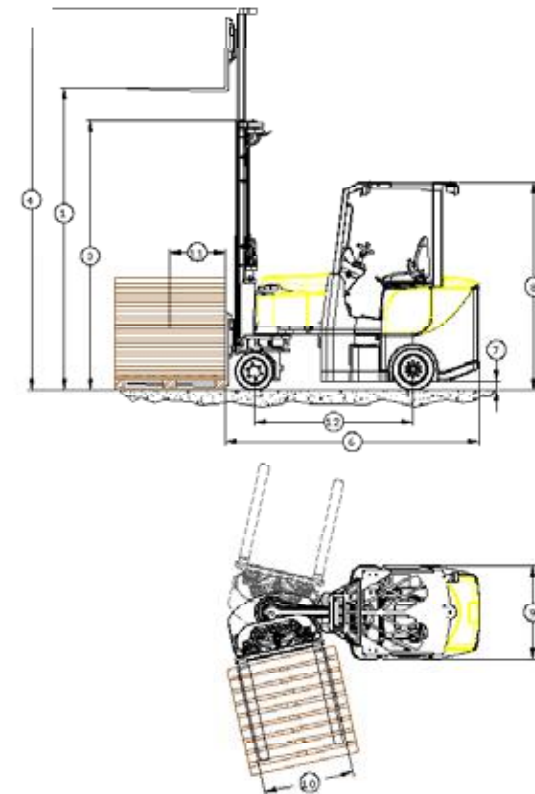


## Features & Benefits:

- Large super elastic tyres
- Robust chassis construction
- Integral side shift fitted as standard
- Two motors only. Traction & hydraulic
- 3000kg/6,000lbs Mast
- Low maintenance
- Indoor & outdoor
- Operator comfort and safety integral part of the machine
- Ergonomically designed to reduce fatigue and maximise visibility
- Full view of both the forks and the load
- Reduced load cycle times and product damage

REF.	MODEL	Metric			Imperial		
		15E	20SE	20WHE	33E	44SE	44WHE
1	Lift Height	4750 mm	4750 mm	7050 mm	187"	187"	278"
2	Free Lift	1536 mm	1536 mm	2436 mm	61"	61"	96"
3	Closed Height	2398 mm	2398 mm	3298 mm	94"	94"	130"
4	Extended Height	5613 mm	5613 mm	7913 mm	221"	221"	312"
5	Mast Range	4300 - 6650 mm	4300 - 9050mm	7050 - 12400 mm	169"-262"	169"-356"	278"-488"
6	Overall Length	2780 mm	2780 mm	2780 mm	109"	109"	104 1/2"
7	Ground Clearance		50 mm			2"	
8	Overhead Guard height		2270 mm			89 1/2"	
9	Chassis Width Rear	1030 mm	1220 mm	1400 mm	40 1/2"	48"	55"
10	Chassis Width Front		980 mm			39"	
11	Load Centre		500 mm			20"	
12	Wheel Base		1735 mm			68"	
13	Seat Height		1220 mm			48"	
14	Mast Tilt (back/fwd)		3° / 1°			3° / 1°	
15	Capacity	1500 kg	2000 kg	2000 kg	3300lbs	4400lbs	4400lbs
16	Ground Speed		16km/h			10mph	
17	Lift Speed (Laden/Unladen)		0.4 / 0.5 m/s			1.3 / 1.6 ft/s	
18	Front Tyre size		412 x 174 mm			16 1/4" x 7"	
19	Rear Tyre size		457 x 150 mm			18" x 6"	
20	Gradeability (Laden/Unladen)		12/15 %			12/15 %	
21	Battery Voltage/Capacity	48v / 620Ah	48v / 775 / 930 Ah	48v / 620Ah	48/775/930 Ah		
22	Weight of Truck less battery	5150 kg	5310 kg	5310 kg	11,350lbs	11,700lbs	11,700lbs
23	Weight of truck including the battery	6400 kg	6900 kg	6900 kg	14,100 lbs	15,210 lbs	15,210 lbs
24	Standard Colour		Yellow/Grey			Yellow/Grey	
25	Seat		KAB			KAB	

OPTIONAL LIFT HEIGHTS AND FORK LENGTHS AVAILABLE



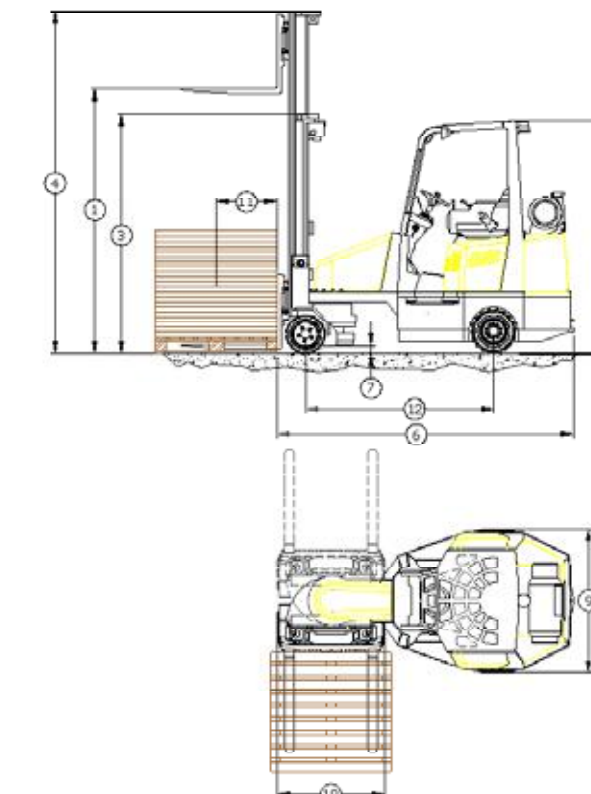
## Features:

- AC Traction motor (19.5 kW)
- 775 Amp and 930 Amp hour capacity batteries
- Ergonomically designed operator's cab
- Full factory fitted customisations options available



REF.	MODEL	Metric		Imperial	
		20S	20WH	44S	44WH
		LP Gas		LP Gas	
1	Lift Height	4750 mm	7050 mm	187"	278"
2	Free Lift	1281mm/1536mm	2436 mm	50"/60"	96"
3	Closed Height	2250mm/2398mm	3298mm	88 1/2"/94 1/2"	130"
4	Extended Height	5358 mm	7913 mm	211"	312"
5	Mast Range	4300 - 9050mm	7050mm - 12400mm	169"-262"	278"-488"
6	Overall Length	2825 mm	2825 mm	111"	111"
7	Ground Clearance		75 mm		3"
8	Overhead Guard height		2311 mm		91"
9	Chassis Width Rear	1350 mm	1500 mm	53"	59"
10	Chassis Width Front		1095 mm		43"
11	Load Centre		600 mm		24"
12	Wheel Base		1890 mm		74"
13	Seat Height		1220 mm		48"
14	Mast Tilt (back/fwd)		4° / 1°		4° / 1°
15	Capacity	2000 kg	2000 kg	4400lbs	4400lbs
16	Ground Speed		11 Km/h		8 mph
17	Lift Speed (Laden/Unladen)		0.4 / 0.5 m/s		1.3 / 1.6 ft/s
18	Front Tyre size		406 x 178 mm		16" x 7"
19	Rear Tyre size		450 x 200 mm		18" x 8"
20	Gradeability (Laden/Unladen)		15%		15%
21	Engine	3ltr. GM Water cooled		3ltr. GM Water cooled	
22	Weight of truck	6400 kg	7000 kg	14,000lbs	15,500 lbs
23	Standard Colour	Yellow/Grey		Yellow/Grey	
24	Seat	KAB		KAB	

OPTIONAL LIFT HEIGHTS AND FORK LENGTHS AVAILABLE



## Features:

- Hydrostatic drive
- 3 Way catalytic converter fitted as standard
- Closed loop fuel system



Parts Warranty - 5 Years or 5,000 Hours (on major components and subject to conditions)

AC Electric

LP GAS